





Elevators


- Watch your step when entering or exiting.
- Most elevators have an interior intercom to communicate with the CTA Control Center in case of an emergency.
- These symbols are used on CTA elevator controls:

OPEN DOORS

CLOSE DOORS

ALARM

EMERGENCY STOP SWITCH

MAIN FLOOR

Rail Station Platforms

- Wait for trains in boarding area.
- Children should be seated on benches or in a stroller whenever possible.
- Do not stand closer than 5 feet from the platform edge until the train has come to a complete stop.
- Skating or bicycle riding is not allowed on CTA property.



- If an object falls onto the track, never attempt to retrieve it yourself! First, ask the station's Customer Assistant for help or call (312) 432-8030. At no charge, you can also dial *1 from any public phone on the platform.



Trains

- Watch your step when boarding and exiting the train.
- Be aware that the train floor may be at a different level than the station platform.
- Children should be seated whenever possible.
- Children in an open stroller should be seated and secured in the stroller before boarding.
- Standing children should hold on to vertical bars or extension grab bars on seat backs.
- Never lean against doors.
- Do not cross from car to car.



- Do not stand between cars.
- In an emergency, follow the instructions of the crew and/or directions posted in the rail car.

Traveling Safely





From the time you enter the CTA rail system until you leave, it is your responsibility to closely supervise the children who travel with you.

Hold on to your children



As a reminder, you will see this sign posted at CTA rail stations.

At Turnstiles

WHEN ENTERING

- Never leave children unattended near turnstiles or rotogates.
- When traveling with a stroller, use the wheelchair accessible gate to enter the station or request assistance.
- Children 6 years and younger: Customer Assistant will open a station access gate.
- Children ages 7 to 11: Customer Assistant will assist with reduced fares.

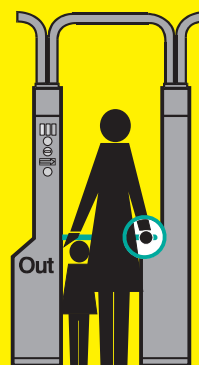
When traveling with children, call Customer Assistant



WHEN EXITING


- Never leave children unattended near turnstiles or rotogates.
- When traveling with a stroller, use the wheelchair accessible gate to exit the station or request assistance.
- Carry small children as you pass through a turnstile or rotogate.
- Hold bar for older children and individually help them through the turnstile or rotogate.

Assist children through turnstile



Escalators

- Do not take children in strollers on escalators.
- Hold handrail and supervise children.
- Keep feet away from sides and edge of steps.
- Do not lean over the sides.
- Do not attempt to pick up fallen objects.



Stairs

- Hold handrail and supervise children.
- Watch your step.
- Take one step at a time.
- Do not run.

Helpful Tips

- Trains are less crowded in non-rush periods.
- Allow extra time when traveling with children.
- Have valid farecard or cash fare ready before entering fare collection area.
- When traveling with a stroller, use the wheelchair accessible gate to enter/exit the station or request assistance.
- Where available, use an elevator to access the platform when traveling with children/stroller.
- Please keep strollers clear of aisles and doorways.

Fares for Children

- **FREE:** 6 years and younger with a fare-paying rider.
- **85¢ fare; 15¢ transfer:** 7 to 11 years of age.
- **\$1.75 fare; 25¢ transfer:** 12 years and older (adult fare).